



Manzur & Associates  
Official distributor for the Americas.

[www.manzurassociates.com](http://www.manzurassociates.com)

advanced signage design by Signal



**Leader**  
*way-finding design*

by **Signal**

2008 catalog



**Signal**  
sign systems

[www.signal-sign.com](http://www.signal-sign.com)




The **Leader Prestige** is our cutting edge technology design in the way-finding directional signage systems. The **Leader Prestige** system is the unique design of slightly curved faced signs, combined with non-compromising elegance and snap sides for easy changing of substrates without the need for a suction cup.

The **Leader Prestige** uses the finest materials and finishing achieving a perfect and prestigious appearance, to fit every office design.

### Leader Prestige Profiles


Cat No.	external width	insert width	DIN size
LP - 94	3.7"(94mm)	2.95"(75mm)	A7
LP - 124	4.8"(124mm)	4.1"(105mm)	A6
LP - 168	6.6"(168mm)	5.9"(150mm)	A5
LP - 230	9.0"(230mm)	8.25"(210mm)	A4
LP - 320	12.6"(320mm)	11.8"(300mm)	A3



In order to make it easier for you, we offer a range of standard unit widths. These standard widths are fitted to DIN paper sizes.

Units are available in 5 spectacular colored anodized finishes: silver, gold, black, red, and blue. A combination of colors in each sign is also possible. For example: the main profile is in silver anodized and the side snap profiles in a blue anodized finish.

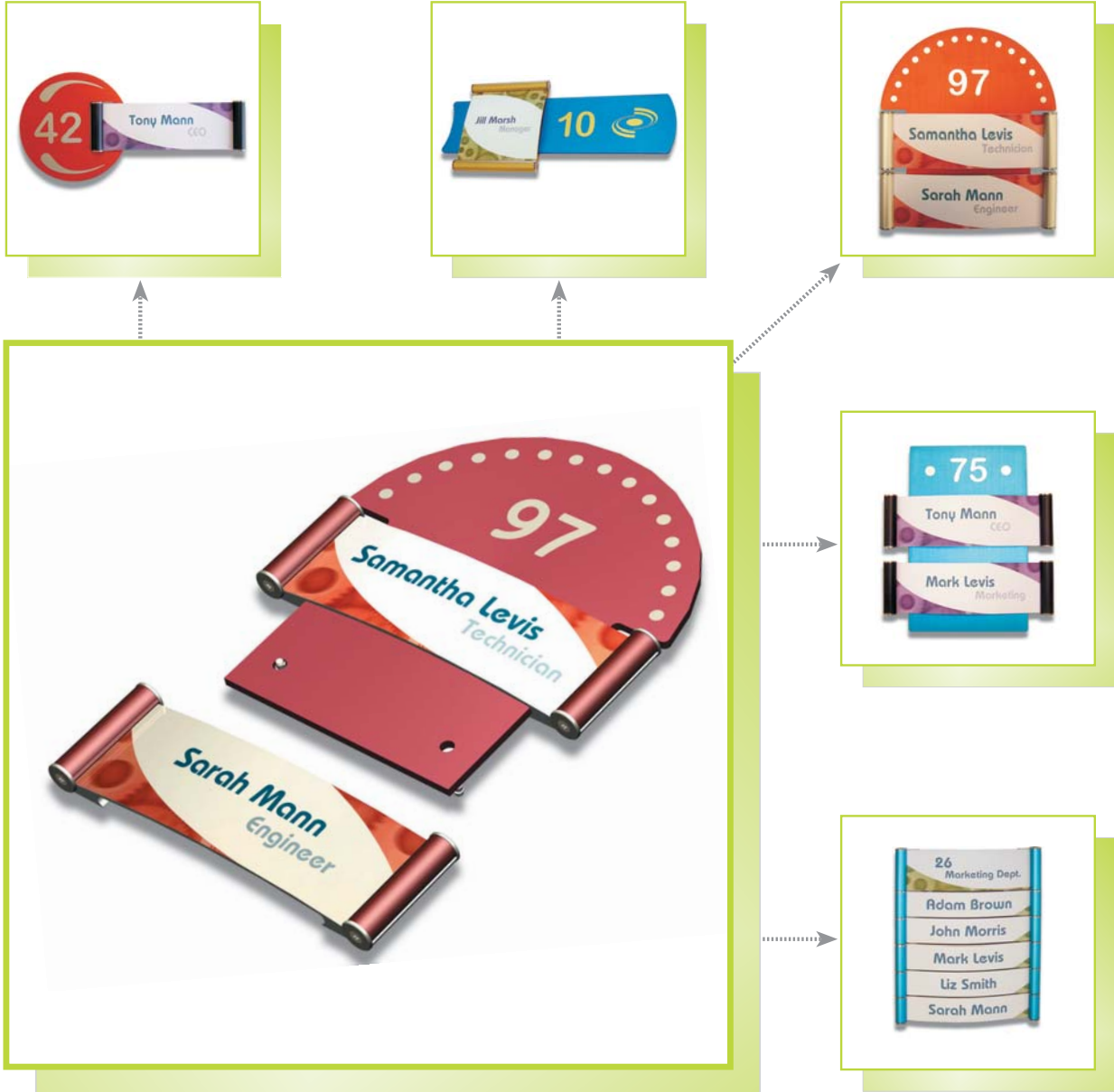
All sizes can be supplied by special order, full length profiles and components can be supplied as well.



The leader Prestige uses 5 profile widths to create most sizes needed for signage. The profile widths were designed specifically to meet international DIN paper sizes from A7 to A3. A variety of insert substrates can be used for decoration; printed paper, aluminum plates, stainless steel strips, PVC strips and more.

The unique option of having multiple colors allows you to design for special needs; each department can have its own color for example.

Except for the front clear cover, all parts are high quality aluminum and stainless steel.



The Leader Prestige gives you the freedom of design; you can combine the Leader Prestige units into nearly every idea imaginable.

A special and unique design on the back of the profiles allows the use of concealed back plates. This distinctive feature helps you create endless designs such as logo-shaped machine cut plates as a background, room numbers, etc. Also, this feature can be used for special concealed installation solutions.

## Table Stands and Accessories



The Leader Prestige System includes a variety of accessories to produce items such as table stand and projecting flags. We offer three models of table stand brackets which are easily adapted to every unit size. The LPTS-1 is a 10mm (0.4") laser cut clear acrylic center mounted bracket for the horizontal view unit. The LPTS-2 is a 10mm (0.4") laser cut clear acrylic bottom placed bracket for the vertical view unit. The LPTS-3 is an oval machine cut silver anodized aluminum plate for vertical view in both single and double sided units.


Projecting flags are available in two striking models. The LPPF-1 is an horizontal viewable unit attached to an oval base plate. The LPPF-2 is a more elegant vertical viewable bracket set with triangular shaped end caps, a projecting arm and an oval mounting plate.




Our latest and very successful system is the **Leader View**, this full range way-finding system was designed to meet the latest designers demands, with its shallow curved and European high-tech metallic appearance.


The **Leader View** gives you a great sign solutions from the small door sign through floor directories to lobby directories, suspended and flag signs and table stands.

### Leader View Standard Profiles

Cat No.	external width	insert width	DIN size	
LV - 70	2.75"(70 mm)	2.2"(52 mm)	A8	
LV - 94	3.70"(94 mm)	2.95"(74 mm)	A7	
LV - 124	4.90"(124 mm)	4.13"(105 mm)	A6	
LV - 170	6.70"(170 mm)	5.91"(150 mm)	A5	
LV - 230	9.10"(230 mm)	8.27"(210 mm)	A4	

### Leader View Directory Profiles

Cat No.	external width	insert width	DIN size	
LV - 320	12.6"(320 mm)	11.8"(300 mm)	A3	
LV - 440	17.3"(440 mm)	16.7"(425 mm)	A2	
LV - 500	19.7"(500 mm)	19.1"(485 mm)		
LV - 600	23.6"(600 mm)	23"(585 mm)		
LV - 700	27.6"(700 mm)	27"(685 mm)		




The Leader View was designed to fit standard international DIN sized paper inserts A8 – A2. The system uses 5 basic solid profiles that can be cut to any desired length. To create directory units we use a combination of the LV 124 profile with support extrusions and machine cut aluminum end caps to create almost any size needed.

For the 5 solid profiles (LV70 – LV230) we offer a high quality injected molded plastic end cap in grey, black or our unique chrome plated finish.

Profiles are available in a silver, gold or black anodised finish.

We offer a unique suction cup to help remove the clear cover from the sign units.




As the **Leader View** is a full range system we offer solutions for suspended sign units. Available in horizontal and vertical options, you can join several horizontal profiles to create a multiple line unit or use a vertical unit with a left to right curve and a single face for a full screen effect. You can add multiple strips stacked one above the other similar to the directory units.

We offer three solutions for mounting the **Leader View** easily: traditional double sided tape, mounting holes drilled through the face, and a unique snap mounting profile that snaps into the **Leader View** profile on the back. This distinctive system allows for quick removal of the sign for decorating or moving.

## Table Stands and Accessories



LVPF - 1\_\_



LVPF - 2\_\_



LVTS - 1\_\_



LVTS - 2\_\_

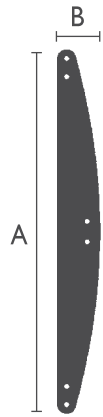


For table stands and projecting flags we offer two options, horizontal and vertical. The **LVPF-1** is a simple projecting flag option using an oval base plate to connect it to the wall. The **LVPF-2** is more elegant using projecting arms and a base unit with a concealed mounting bracket.

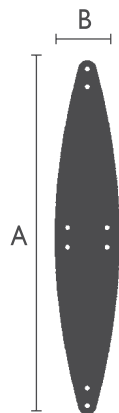
Table stands are available also in two options, horizontal and vertical. The **LVTS-1** is an horizontal positioned table stand using two machine cut aluminum end caps for single or double sided applications. The **LVTS-2** is a vertical positioned table stand using an oval aluminum base plate and is available for single or double sided applications.



**Leader Director**, our single or double sided curved faced directory sign system, is a one profile solution for unlimited signage variations. **Leader Director** is available from a width of 20 CM (7.9") to 80CM (31.5"); Special widths including end caps to 120CM (47") are readily available upon request. The **Leader Director** System is based on two curved sided profiles, and internal support profiles screwed to machine cut aluminum end caps. This allows the use of various thin substrates (aluminum strips, PVC with polycarbonate lens, etc.) for front faces.



Leader Director end caps Single Sided		
Cat No.	A "(mm)	B "(mm)
LDR - 61020	7.9"(200 mm)	1.38"(35 mm)
LDR - 61030	11.8"(300 mm)	1.77"(45 mm)
LDR - 61040	15.7"(400 mm)	1.77"(45 mm)
LDR - 61050	19.7"(500 mm)	1.97"(50 mm)
LDR - 61060	23.6"(600 mm)	2.17"(55 mm)
LDR - 61070	27.6"(700 mm)	2.36"(60 mm)
LDR - 61080	31.5"(800 mm)	2.76"(70 mm)



Leader Director end caps Double Sided		
Cat No.	A "(mm)	B "(mm)
LDR - 62020	7.9"(200 mm)	1.97"(50 mm)
LDR - 62030	11.8"(300 mm)	2.68"(68 mm)
LDR - 62040	15.7"(400 mm)	2.76"(70 mm)
LDR - 62050	19.7"(500 mm)	3.54"(90 mm)
LDR - 62060	23.6"(600 mm)	3.94"(100 mm)
LDR - 62070	27.6"(700 mm)	4.53"(115 mm)
LDR - 62080	31.5"(800 mm)	4.72"(120 mm)



The Simplicity of the **Leader Director** makes it extremely economic, but elegant and stylish. We supply in kit form with no front panel, fully assembled units and also full length profiles up to 5.1 meters (16.7') The system is extremely easy to assemble and even easier to install. Its light weight makes it the ideal choice for suspended signs hung from drop ceilings.

Two models of projecting flags are available. The LDPF-1 is a landscape style sign with an oval base plate, the LDPF-2 is a portrait left to right curve extruding elegance connected to the wall with a sleek projecting arm.



**Leader Classic** is a single or double sided flat faced directory sign system. This flat faced system is our solution for directory signage systems using the same single side profile as the **Leader Director**. The **Leader Classic** standard range is 20CM (7.9") to 80CM (31.5") End Cap widths up to 120CM (47") and special sizes are available by request.


The **Leader Classic** system is based on two flat side profiles, and internal support profiles screwed to a machine cut aluminum end cap. The face can be of various thin substrates (aluminum strips, PVC with polycarbonate lens, etc.) as faces.



Leader Classic end caps Single Sided		
Cat No.	A "(mm)	B "(mm)
LCL - 61020	7.9"(200 mm)	0.79"(20 mm)
LCL - 61030	11.8"(300 mm)	0.79"(20 mm)
LCL - 61040	15.7"(400 mm)	0.79"(20 mm)
LCL - 61050	19.7"(500 mm)	0.79"(20 mm)
LCL - 61060	23.6"(600 mm)	0.79"(20 mm)
LCL - 61070	27.6"(700 mm)	0.79"(20 mm)
LCL - 61080	31.5"(800 mm)	0.79"(20 mm)



Leader Classic end caps Double Sided		
Cat No.	A "(mm)	B "(mm)
LCL - 62020	7.9"(200 mm)	2.4"(60 mm)
LCL - 62030	11.8"(300 mm)	2.4"(60 mm)
LCL - 62040	15.7"(400 mm)	2.4"(60 mm)
LCL - 62050	19.7"(500 mm)	2.4"(60 mm)
LCL - 62060	23.6"(600 mm)	2.4"(60 mm)
LCL - 62070	27.6"(700 mm)	2.4"(60 mm)
LCL - 62080	31.5"(800 mm)	2.4"(60 mm)



LDR 61095



ST 50902



LCPF - 1 \_ \_



LCPF - 2 \_ \_


The Simplicity of the **Leader Classic** gives it elegance and style at affordable prices. The system is supplied as semi-assembled kits with no faces, fully assembled units or full length profiles of up to 5.1 meters (16.7').

Two models of projecting flags are available. The **LCPF-1** is a traditional double sided flag with a projecting arm, the **LCPF-2** is a lighter triangular shaped flag with a projecting arm.



Completing our Leader wayfinding family is the **Leader Urban**, our modular outdoor post directory system. The **Leader Urban** is a two side post structure with a curved or flat faced sign unit.

Use a single substrate with graphics or have individual strips to make up an interchangeable directory or information wayfinding board.



Leader Urban with Trio sign unit for large units



Leader Urban with Leader Director sign unit for small / medium units



PD 60968



TR 61480



ST 63584



PD 3685

The Side poles are from engineered profiles with concealed rails and slats for locating support bars and connections.

The sign units can be made with any of our various systems; **Leader Director, Leader Classic, Trio, Radius Light and Radius Snap, Lightbox 130, 150 and 180.** Curved or flat faced, it is the best choice for outdoor directional Signage, modular and easy to install.



**Manzur & Associates**  
Official distributor  
for the Americas.

Toll Free : 866-707-0500  
Direct : 941-306-1901  
sales@manzurassociates.com  
www.manzurassociates.com



[www.signal-sign.com](http://www.signal-sign.com)